

Guru Tegh Bahadur 3rd Centenary Public School
C-Block, Mansarover Garden, New Delhi-15
Class - II Syllabus (Session 2022-23)

ENGLISH

Books Prescribed

1. Pearls Book 2 , Semester 1 (&, II Monthly Test)
2. Pearls Book 2, Semester 2 (III & IV Monthly Test)
3. The Gem Series of Cursive Writing 2
4. Life lessons

Author's Name :

Vinita Khanna
Uma Raman
Sunita Arora

Publisher :

1. Ratna Sagar
2. Orient Black Swan

I Monthly Test

Book 2 (Semester 1)

Lesson 1 : The Rainbow Butterfly
Lesson 2 : For My Babies (For reading purpose)
Lesson 3 : Dressing up Day

Poem

The Swing - Pg 12
Walk with Grandpa - Pg 31

Worksheet- Pg 55 to 62

Writing Task

Comprehension
Composition- My Mother

Grammar

Punctuation, Animals and their homes, Pairing Words, Noun (Common Noun, Proper Noun), Antonyms, Gender, Unscramble the letters, use of is/ am/ are.

The Gem Series of Cursive Writing- Pg 2 to 11

Life Lessons-2 (Reading Purpose only)

Lesson 1 : Miko
Lesson 2 : Saturday is a Fun day !
Lesson 3 : Eat right & Exercise
Lesson 4 : Arman's Wish

Smart Class

Noun, Antonyms

Indoor Activity

Fun- Time Enrichment Activity

PEC Activity

Card 17- Students will collect words from different hoops and join them to frame a meaningful sentence.

II Monthly Test**Book 2 (Semester 1)**

Lesson 4 : A Tree for All

Lesson 5 : Tubby, The Fat Cat

Poem

Little Raindrops

A White Hen

Worksheet

Pg 63 to 68

Writing Task

Paragraph Writing

Comprehension

Picture Composition

Grammar

Past Tense (ed,ied) , Present Continuous tense (ing), Action words, odd one out, Animals and their young ones, homophones, , use of has/ have.

The Gem Series of Cursive Writing 2

Pg 12 to 22

Life Lessons 2 (Reading Purpose only)

Lesson 5 : Shush !

Lesson 6 : Three Magic Words

Lesson 7 : The Accident

Lesson 8 : The Animals get Tails

Smart Class

Action Words, Animals and their young ones

Indoor Activity

Fun time- Enrichment Activity

PEC Activity

Students will follow action while playing eg. running, they have to frame a sentence with that action word.

III Monthly Test**Book 2 (Semester 2)**

Lesson 1 : In the park

Lesson 2 : The Sky is Falling

Lesson 3 : Shopping Fun!

Poem

The Fly Pg 31

Worksheet Pg 60 to 64

Writing Task

Paragraph Writing

Comprehension

Picture Composition

Grammar

Rearranging letters, Use of a / an, Animals and their sound, Adjective, Compound Words, Rhyming Words.

The Gem Series of Cursive Writing 2

Pg 23 to 32

Life Lessons 2 (Reading Purpose only)

Lesson 9 : That's what friends are for

Lesson 10 : The Seed

Lesson 11 : Friends, Always!

Lesson 12 : I love Little Kitty

Smart Class

Adjectives, Uses of a/ an

Indoor Activity

Fun Time- Enrichment Activity

PEC Activity

Children will be divided into groups, some jumbled words will be put in a box. Each child will collect a word. The team which has sufficient words to frame a sentence will be the winner.

IV Monthly Test

Book 2 (Semester 2)

Lesson 4 : A Christmas Song

Lesson 5 : Sports Day

Poem

Cradle Song

Wheels

Worksheet Pg 65 & 71

Writing Task

Paragraph Writing

Comprehension

Letter Writing

Grammar

Antonyms, Double letter words, Number, Pronouns, Prepositions, Noun (Common and Proper) Conjunction (and, or, but)

The Gem series of Cursive Writing 2

Pg 33 to 40

Life Lessons (Reading Purpose only)

Lesson 13 : At the beach

Lesson 14 : Fuzzy Lop and Hip Hop

Lesson 15 : How to save the earth

Smart Class

Opposites

Indoor Activities

Fun time Enrichment activity

PEC Activity

Each child will be given a word and they have to find a opposite of the word from the hoops kept on the ground.

HINDI

निर्धारित पुस्तकें

1. गुंजन हिंदी पाठमाला -2
2. मधुबन सुलेख चित्रमाला – 2
3. पिटारा कहानियों का – 2
- 4.

संपादन मंडल

1. संयुक्ता लूदरा
2. कुसुमलता अग्रवाल, सीमा आहुजा

पब्लिकेशन

1. मधुबन पब्लिशिंग हाऊस
2. मधुबन पब्लिशिंग हाऊस
3. पी.पी. पब्लिकेशंस

प्रथम मासिक परीक्षा

गुंजन हिंदी पाठमाला

पाठ - 1 : सूरज (कविता)
 पाठ -2 : मीठू और कौरा
 पाठ- 3 : खिलौनों की सभा
 कविता : इब्रबतूता
 मौखिक : घर का रास्ता

मधुबन सुलेख पुस्तिका

पृष्ठ - 1 से 20

पिटारा कहानियों का (मौखिक)

- पाठ -1 : पुत्रूसे कट्टी
पाठ -2 : मोची और बौने
पाठ - 3: सबका बगीचा

व्याकरण

मात्राओं की पुनरावृत्ति, समानतुक वाले शब्द, वाक्य बनाओ, विलोम शब्द, शब्द-अर्थ वचन बदलो समानार्थक शब्द, पशु-पक्षियों के नाम, प्रश्न-उत्तर, में- में का अंतर

गतिविधियाँ

1. पृष्ठ -6,7,8 तथा 9 (गुंजन)
2. बच्चे अपने प्रिय जानवर के बारे में बताएँगे ।

स्मार्टक्लास

वचन बदलो, समानार्थक शब्द, विलोम शब्द, जानवरों के चित्र तथा उनके नाम के मोड्यूल दिखाए जाएंगे।

द्वितीय मासिक परीक्षा

गुंजन हिंदी पाठमाला

- पाठ 4 : गटरू गधा
पाठ 5 : पायल का साहस
पाठ 6 : बादल (कविता)
पाठ 7 : इंडिया गेट
मौखिक : त्योहारों की झलक

मधुबन सुलेख पुस्तिका

पृष्ठ -21 से 37

पिटारा कहानियों का

- पाठ- 4 : शेख जी की दाढ़ी
पाठ- 5 : भुलक्कड़ लड़का
कविता : एक चपाती

व्याकरण

श्रुतलेख, शब्द- - अर्थ, प्रश्न-उत्तर, वाक्य बनाओ, वचन बदलो , लिंग बदलो, अनेक के स्थान पर एक शब्द, जानवरों की आवाजें, फलों तथा सब्जियों के नाम, चित्र वर्णन, अनुच्छेद

गतिविधियाँ

- 1) बच्चे ए-4 शीट में अलग-अलग त्योहारों के चित्र चिपकाएंगे
- 2) पृष्ठ - 10, 11 (गुंजन)

स्मार्ट क्लास

पशु-पक्षियों की आवाजें, त्योहारों के नाम, लिंग बदलो के मोड्यूल दिखाए जाएंगे ।

तृतीय मासिक परीक्षा

गुंजन हिंदी पाठमाला

पाठ 9 : मिनी का ई-मेल

पाठ 10 : तितली रानी (कविता)

पाठ 11 : बुलबुल के बच्चे

धुबन सुलेख पुस्तिका

पृष्ठ - 28 से 36

पिटारा कहानियों का (मौखिक)

पाठ-6 : मतलबी दोस्त

पाठ -7 : भागो भागो

पाठ - 8 : जैसी करनी वैसी भरनी

व्याकरण

श्रुतलेख, शब्द- अर्थ, प्रश्न-उत्तर, समानार्थक विलोम शब्द, सर्वनाम शब्द, ऋतुओं के नाम, शब्द लड़ी, अनेक शब्दों के लिए एक शब्द फूलों के नाम, अनुच्छेद।

गतिविधियाँ

1) बच्चे अपनी मनपसंद ऋतु पर पाँच-पाँच वाक्य बोलेंगे।

2) पृष्ठ -12,13 (गुंजन)

स्मार्ट क्लास

विलोम शब्द, ऋतुओं के नाम के मोड्यूल दिखाए जाएंगे

चतुर्थ मासिक परीक्षा

गुंजन हिंदी पाठमाला

पाठ - 12 : बड़े काम का थैला

पाठ - 13 : चिड़िया का गीत (कविता)

पाठ - 14 : शेरूदा

पाठ 15 : बारी-बारी आते मौसम

चित्र पठन: जन्मदिन की पार्टी

सुझावित प्रश्न पत्र

मधुबन सुलेख पुस्तिका

पृष्ठ 54 से 64

पिटारा कहानियों का (मौखिक)

पाठ- 9 : कामचोर गधा

पाठ- 10 : शरारत का नतीजा

पाठ- 11 : सच्चा बालक

व्याकरण

श्रुतलेख, शब्द, अर्थ, प्रश्न-उत्तर, लिंग बदलो, दिनों के नाम, महीनों के नाम, वाहनों के नाम, गिनती (1-20) है- हैं का अंतर, वाक्य-निर्माण, जब-तब का सही प्रयोग, चित्र वर्णन।

पत्र

जन्मदिन पर बुलाने का निमंत्रण पत्र।

गतिविधियाँ

1. पृष्ठ 14, 15 तथा 16 (गुंजन)
2. बच्चे अपने प्रिय जानवर के बारे में बताएँगे

स्मार्ट क्लास

महीनों के नाम, वाहनों के नाम, दिनों के नाम के मोड्यूल दिखाए जाएँगे।

MATHEMATICS

Books Prescribed

1. Pearls Semester 1 (I & II Monthly Test)
2. Pearls Semester 2 (III & IV Monthly Test)

Author's Name

Sunita Arora

Publisher

Ratna Sagar

I Monthly Test

Book 2 (Semester 1)

Chapter 1 : Revision (Pg 76,77)

Chapter 2 : Numbers up to 1000

Before, After between (Pg- 78)

Odd and Even Numbers (Pg 79, 90)

Three digit numbers on the abacus (Pg 82, 83)

Counting (301-500) Pg 85, 86

Place value (Pg 92)

Expanded Form (Pg 93, 94)

Greatest & Smallest Number Pg 96

Put the sign $>$, $<$ or $=$ (Pg 97)

Ascending & Descending order (up to 200)

Number names (101-150)

Table of 6

Chapter 3 : Addition

Smart Class

Modules of number names, Even & odd, Addition

Indoor Activity

Comparison of numbers will be taught using beads, stone etc.

PEC Activity

The students will be grouped in odd & even numbers on the basis of their roll no, & concept of odd & even number will be explained.

II Monthly Test**Book 2 (Semester 1)**

Counting (501-700)

Put the sign $>$, $<$ or $=$

Before, After & Between

Number Names (151-200)

Table of 7 & 8

Chapter 4 : Subtraction (Pg 111)

Subtracting by regrouping (Pg 114, 115)

Word Problems (Pg 118, 119)

Chapter 5 : Addition of bigger number (3 digits) Pg 123

Chapter 6 : Subtraction of bigger numbers

Chapter 7 : Shapes and Patterns

Chapter 8 : Time

Smart Class

Subtraction, Shapes & Patterns, Time

Indoor Activity

Different patterns will be made on a sheet with the help of lady finger and thumb impression.

PEC Activity

Teacher will take wall clock and students will be asked to show the time on clock.

III Monthly test**Pearls Book 2 (Semester 2)**

Counting (701-1000)

Backward Counting (100-1)

Number Names (201- 250)

Tables 9 to 12

Chapter 1 : Multiplication (Pg 78 to 86)

Multiplication of 2 digit numbers (Pg 87) (without regrouping)

Multiplication of 2 digit number (Pg 89, 90) (with regrouping)

Chapter 3 : Fractions (Pg 114 to 119)

Chapter 4 : Money

Smart Class

Modules of multiplication, Fraction, Money

Indoor Activity

Backward counting with the help of a play way method.

PEC Activity

A game will be played in the ground on the topic of tables.

IV Monthly Test

Pearls Book 2 (Semester 2)

Missing Counting (Between 500 to 1000)

Backward Counting (200-1)

Dodging tables (2 to 12)

Number names (251 – 300)

Chapter 5 : (Geometry (Pg 130, 131)

Chapter 6 : Measurement

Chapter 7 : Data Handling (Pg 151 to 153)

Chapter 2 : Division

Smart Class

Measurement, Modules of Division, Geometry

Indoor Activity

Children will bring material & make a weighing scale and try to measure weight of different object.

PEC Activity

Card 11, 13, 14 will be played for measurements.

ENVIRONMENTAL STUDIES

Books Prescribed

1. Pearls, Book-2 Semester (I & II Monthly Test)
2. Pearls, Book 2 Semester 2 (III & IV Monthly Test)

Author's Name

Publisher

Ratna Sagar

I Monthly Test

Book – 2 Semester – 1

Pg 160 & Pg 161- I love Myself

Lesson 1 : Our Wonderful Body

Lesson 2 : Food for us

Lesson 3 : Clothes for us

Lesson 4 : We need shelter

Smart Class

Modules on Internal organs, Types of houses, clothing and food will be shown.

Indoor Activity:

1. Children will speak five sentences on "My Self"
2. Children will be divided into three teams then they will make a collage of different kinds of food i.e. body building food, protective food, energy giving food.
3. Children will learn and recite the poem on Pg 182 (My Home)

.Pec Activity

Each child will throw a ball on a pre-selected topic like body parts, Food, clothes and types of houses. They will speak short sentence about it.

II Monthly Test

Book -2 Semester -1

Lesson 5 : I love my school
 Lesson 6 : My neighborhood
 Lesson 7 : Places of Worship
 Lesson 8 : Festivals are fun
 Only for Reading
 Lesson 9 : Having fun
 An environment story
 Revision worksheet (Pg- 211, 212)

Enrichment Activity:

Page 209

Smart class

Modules on different neighborhood places, places of worship and different kinds of festivals will be shown

Indoor Activity:

1. Children will be taken to the special rooms like library, computer room, medical room, music room etc. in school.
2. Children will be told to learn some important emergency numbers of neighborhood places like fire station, Police station, ambulance etc.
3. Activity on Pg 197 (God is One)

PEC Activity

Children will try to make a name of any festival with help of cards places on the ground.

III Monthly Test

Book 2 (Semester 2)

Lesson 1 : Our Earth
 Lesson 2 : Our Environment
 Lesson 3 : Plants, Our Friends
 Lesson 4 : Animals, Our Friends

Indoor Activity

1. Children will make a creative mask of any one animal of their choice and will speak 2-3 sentences about that.
2. Children will solve the puzzle on Pg 176

PEC Activity

Card 5 will be played. The teacher will place the names or pictures of animals and plants in one hoop. The children will run and get from animals and plant in other hoop. The children will run and pick up the picture of the animal or plant from one hoop and then they will look for the food item we get wither from animal or plant from other hoop.

IV Monthly Test

Book -2 (Semester – 2)

Lesson 5 : Seasons
 Lesson 6 : Pollution

Lesson 7 : How we travel
 Lesson 8 : Be safe!
 For reading only : An environment story
 Revision Worksheet: Pg- 207, 208

Enrichment Activity:

Page- 205, 206

Indoor Activity

1. Discussion on "Saving our Environment" will be held in the class.
2. Children will make a cut out of any one means of transport and will speak few lines.
3. Children will make a traffic light by using coloured marble papers (pg-202)

PEC activity

Children will throw a ball or letters placed on the ground or on a wall. Having three or four attempts they try to make the name of any season (i.e. winter)

COMPUTER

Book Name : Opening Windows 10
Publisher : Navdeep Publications

Monthly Test I

Chapter - 1 : About Computers
Activity : Worksheet on page no.8 and 9

Monthly Test II

Chapter - 2 : Working with Computer Parts
Chapter - 3 : Computers Types and Its Helping Parts
Activity : Worksheet on page no.18 and 25

Monthly Test III

Chapter - 4 : Working of a Computer
Chapter - 5 : Using the Keyboard and WordPad
Activity : Worksheet on page no.34 and 48
Project Work: - Project 1 to 3

Monthly Test IV

Chapter - 6 : Uses of Computer
Chapter - 7 : Learning Tux Paint
Activity : Worksheet on page no.57 and 73
Project Work: Project on page 76

GENERAL KNOWLEDGE (GK)

Books Prescribed

Pearls – 1 Book 2 Semester 1 (I & II Monthly Test)
 Pearls – 2 Book 2 Semester 2 (III & IV Monthly Test)

I Monthly Test

Pearls, Book 2 (Semester 1)
 Page 214 : I Spy!
 Page 215 : Once upon a Time
 Page 216 : On my Plate

Page 218 : We are A team
 Page 221 : What did they use?
 Page 224 : Our Green Friends
 General Knowledge Worksheet

II Monthly Test

Pearls, Book 2 (Semester 1)

Page 225 : Same As.....
 Page 227 : I love festivals
 Page 228 : All About Air
 Page 229 : Can you Spot it?
 Page 230 : The Three R's
 General Knowledge Worksheet

III Monthly Test

Peals Book 2 (Semester 2)





Page 210 : We love flowers
 Page 212 : Poetry Magic
 Page 213 : Science Magic
 Page 214 : My India
 Page 215 : Where Do We Play?
 Page 216 : Earth and I
 Genial Knowledge worksheet

IV Monthly Test

Pearls Book 2 (Semester 2)

Page 217 : Think Hard
 Page 218 : Know these signs
 Page 219 : My values
 Page 220 : A Nature Quiz
 Page 221 : What's the Word?
 Page 222 : Let the Game Begin
 General Knowledge Worksheet

ART

-  Flower pot
-  3 Fruits
-  Decorative material
-  1 packet origami sheets

DIVINITY

I Monthly Test

Revise

1. Learn 5 Pauries of Japji Sahib Path (in tune)
2. Learn the Names of Ten Gurus, Four Sahibjadas, Five Piyaras.
3. Learn page 4 from your Divinity book
4. Learn Sakhi - Hardwar (Guru Nanak Dev Ji)
5. Learn Shabad: Jo Mange Thakur.....

6. Note: Learn to Play Tabla or Harmonium
7. Poem "Khalsa Bana Khalsa Bana...
Orange and blue orange and blue...
Khanda on my turban...
Waheguru we love you..."

Question:

Q1. What is the Jaikara of Sikh?

Ans. "Bole So Nihal, Sat Sri Akal"

Q.2 Guru Nanak Dev Ji's Family Tree.

Ans Mother Mata Tripta Ji

Father: Mehta Kalu Ji

Sister: Bebe Nanaki Ji

Wife: Mata Sulakhni Ji

Sons: Baba Sri Chand Ji

Baba lakhmi Das Ji

Q.3. Who was the Founder of Sikhism?

Ans. Guru Nanak Dev Ji

Q.4. Who Established Khalsa Panth?

Ans Guru Gobind Singh Ji

Q.5. Who was the mother of Khalsa?

Ans. Mata Sahib Kaur Ji

Q.6. Who was the Father of Khalsa?

Ans. Guru Gobind Singh Ji

II Monthly Test

1. Revise 7 Paures (In Tune)
2. Religion centres page 14 -21 (Divinity Book). Sikh Practices page 22-26.
3. Revise Shabad
 - a. Thir Ghar Bai So Harjan Piyare.....
 - b. Jo Mange
4. Sakhi-Sacha Sauda
5. Learn poem. Sach Kehena....
Sach kehana sach kehana sach kehana mai ji
Aadar karna aadar karna aadar karna vadeya da
Simran karna simran karna simran karna roz ji
Eh tan sikhi da asool
Simran karna roz ji
Sewa karni roz ji
Sewa karni sewa karni sangat di
Eh tan sikhi da asool sewa krni roz di

Questions :

Q.1. Who were the two friends of Guru Nanak Dev ji?

Ans. Bhai Bala ji

Bhai Mardana ji

Q.2. Which is the birth Place of Guru Nanak Dev ji?

Ans Talwandi, Pakistan

Q.3 Who Presented Rabab to Bhai Mardana ji?

Ans. Babe Nanaki ji

III Monthly Test

1. Learn 11 Pauries of Japji Sahib (in tune)
2. Learn meaning of Mool Mantar
3. Book page 27 to 31, Quiz on Sikhism (from Divinity Book)
4. Sakhi- Kauda..... The Man Eater
5. Sakhi Of Chaar Sahibjade
6. Shabad - Deh Shiva..... & Satguru Nanak Pargatya.....(Movie Chaar Sahibjades)

Questions

Q.1 Name the present Guru of the Sikhs?

Ans. Guru Granth Sahib ji

Q2. Who were the eldest Sahibjadas?

Ans. 1. Baba Ajit Singh Ji

2. Baba Jujhar Singh Ji

Q.3 Name the Sahibjadas Who were bricked alive?

Ans. Baba Fateh Singh Ji, Baba Zorawar Singh Ji..

Q.4 Which guru started Langar.

Ans. Guru Nanak Dev ji

Q.5 What were the three Golden Rules of Guru Nanak Dev Ji?

Ans. Naam japo, Kirat karo, Vand Chako.

IV Monthly Test

1. Revise 11 Pauries (In Tune)
2. Sakhi Sajan Thag_
3. Learn How to draw Ik Onkar, Khanda, Five Kakar's.
4. Poem : Incy Wincy Khalsa.....
 Incy Wincy Khalsa went up the mountain top
 To see Guru Nanak and ask what life's about
 Guru Nanak said that God is great!
 So incy wincy Khalsa went home to mediate...

Questions:

Q.4 Which Guru compiled Guru Granth Sahib Ji?

Ans. Guru Arjun Dev Ji.

Q 5. How many pages and Ragas in Sri Guru Granth Sahib ji?

Ans. 1430 Pages, 31 Ragas.

Q6. Who were the parents of Guru Gobind Singh Ji?

Ans. Father: Guru Tegh Bahadur Ji

Mother: Mata Gujri Ji